


# RoadTrax BL TRAFFIC SENSOR

INTELLIGENT TRANSPORTATION SYSTEMS BRING SAFETY AND CONVENIENCES TO THE TRAVELING PUBLIC, AND GREATLY IMPROVE TRAVEL EFFICIENCY. TRAFFIC SENSORS ARE AN INTEGRAL PART OF THIS INTELLIGENT INFRASTRUCTURE.



## TE CONNECTIVITY'S (TE) RoadTrax Brass Linguini (BL) traffic sensor and benefits

TE's Roadtrax BL axle sensor are made with our unique Piezoelectric PVDF cable for Dynamic road traffic monitoring. Highly accurate for speed and classification, they are robust, low cost, easy to install and offer a high signal to noise ratio. These sensors offer tremendous value.



### STRONG SIGNAL PRECISION

Great signal, minimizing interference from adjacent lanes



### SUITABLE FOR MANY ROAD SURFACES

Conforms to road, working equally well in concrete and asphalt



### EASE OF INSTALLATION

The small cut (20x50mm) in the road minimizes the damage done to the road



### DURABLE TRAFFIC SENSOR

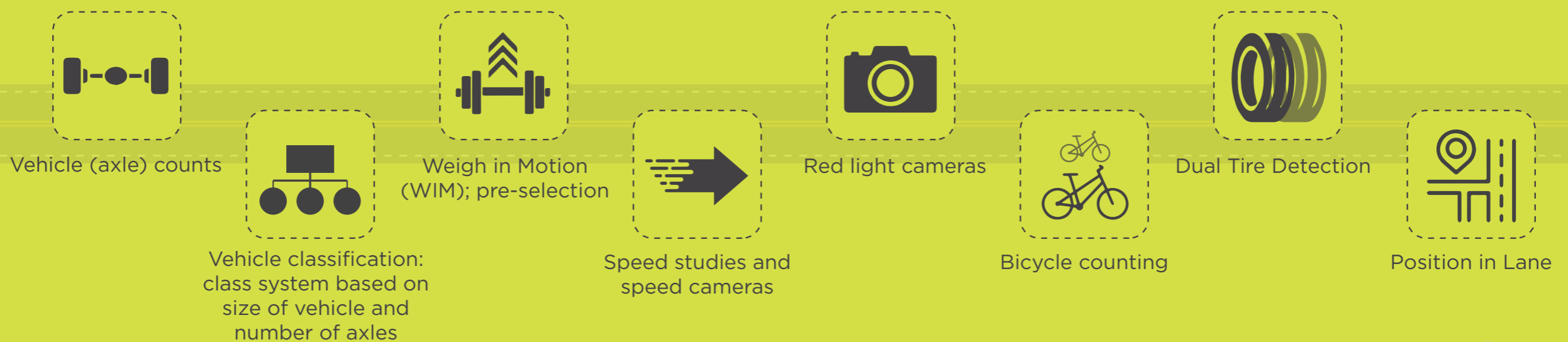
Withstands >40 million ESAL (Equivalent Single Axel Loads) with correct installation



### VERSATILITY


Detects axels ranging from bicycles to the heaviest trucks

## APPLICATIONS



## INSTALLATION

- A slot 20 mm wide and 50 mm deep is cut in the road, perpendicular to the flow of traffic.
- The RoadTrax sensor is placed in the slot using supplied clips to hold in place.
- A specialized installation grout is poured into the slot, fully encapsulating the sensor.
- Once cured, the sensor is connected to commercially available interface systems.



LEARN MORE >

[te.com/sensorsolutions](https://te.com/sensorsolutions)

© 2019 TE Connectivity. All Rights Reserved. RoadTrax, TE Connectivity, TE, and the TE connectivity (logo) are trademarks of the TE Connectivity Ltd. family of companies.