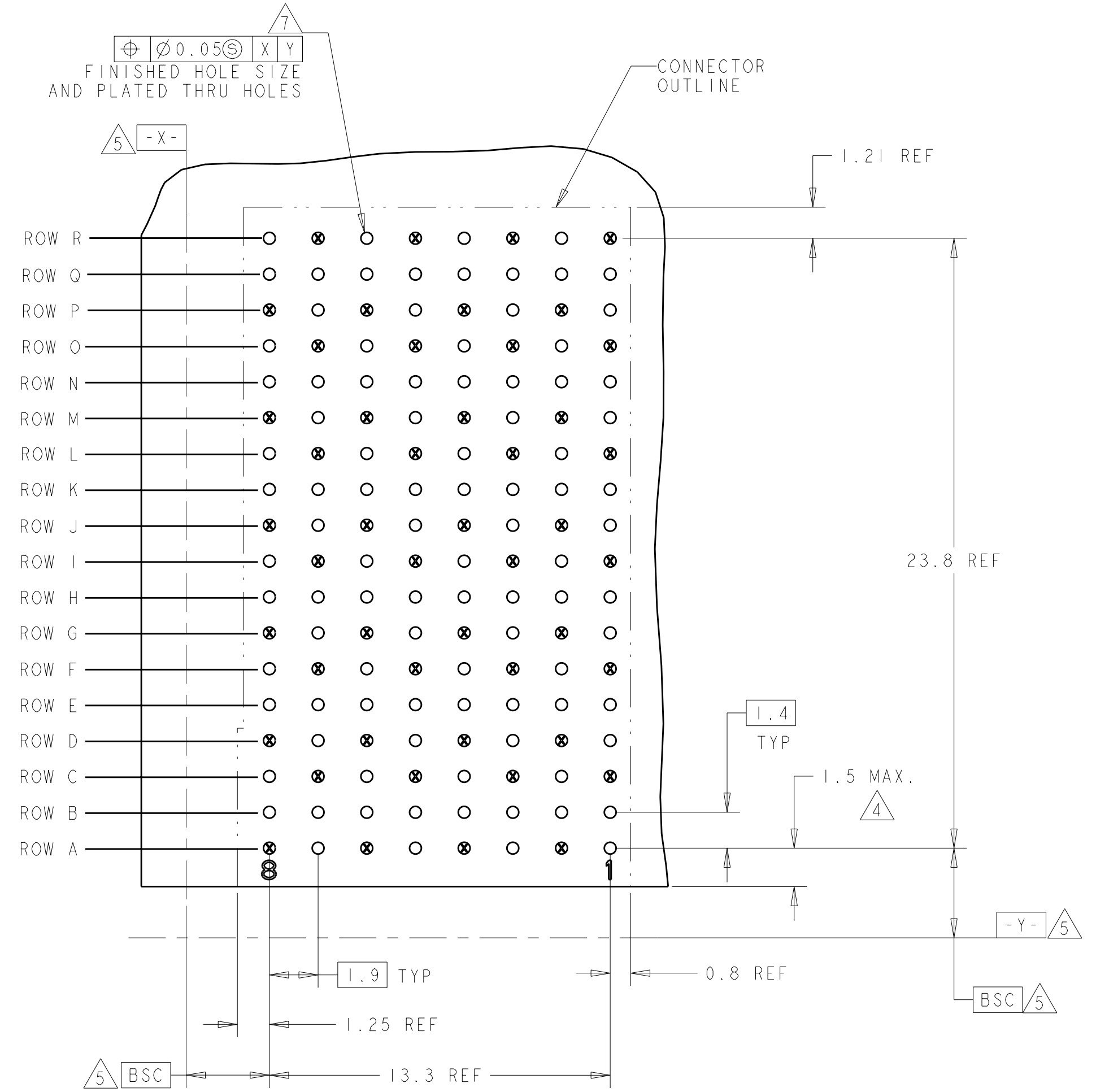
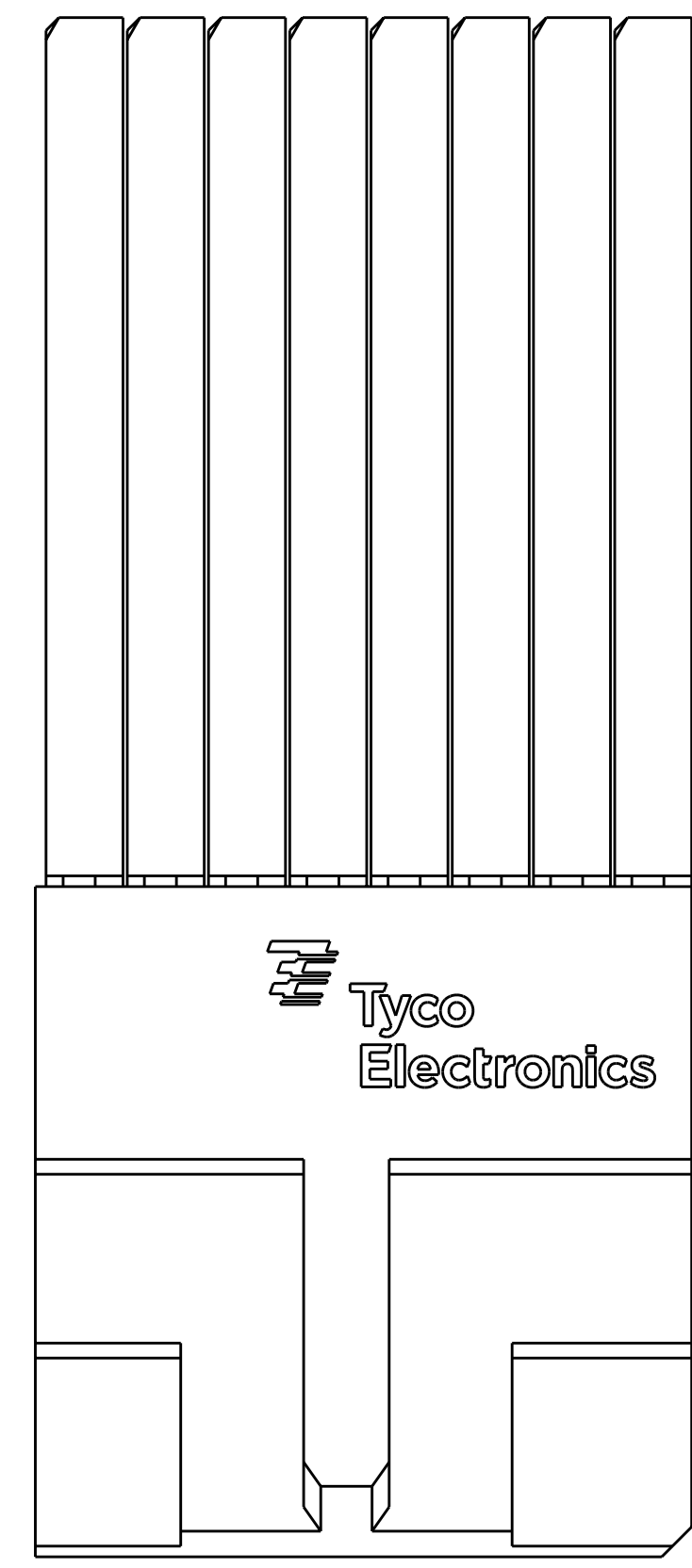



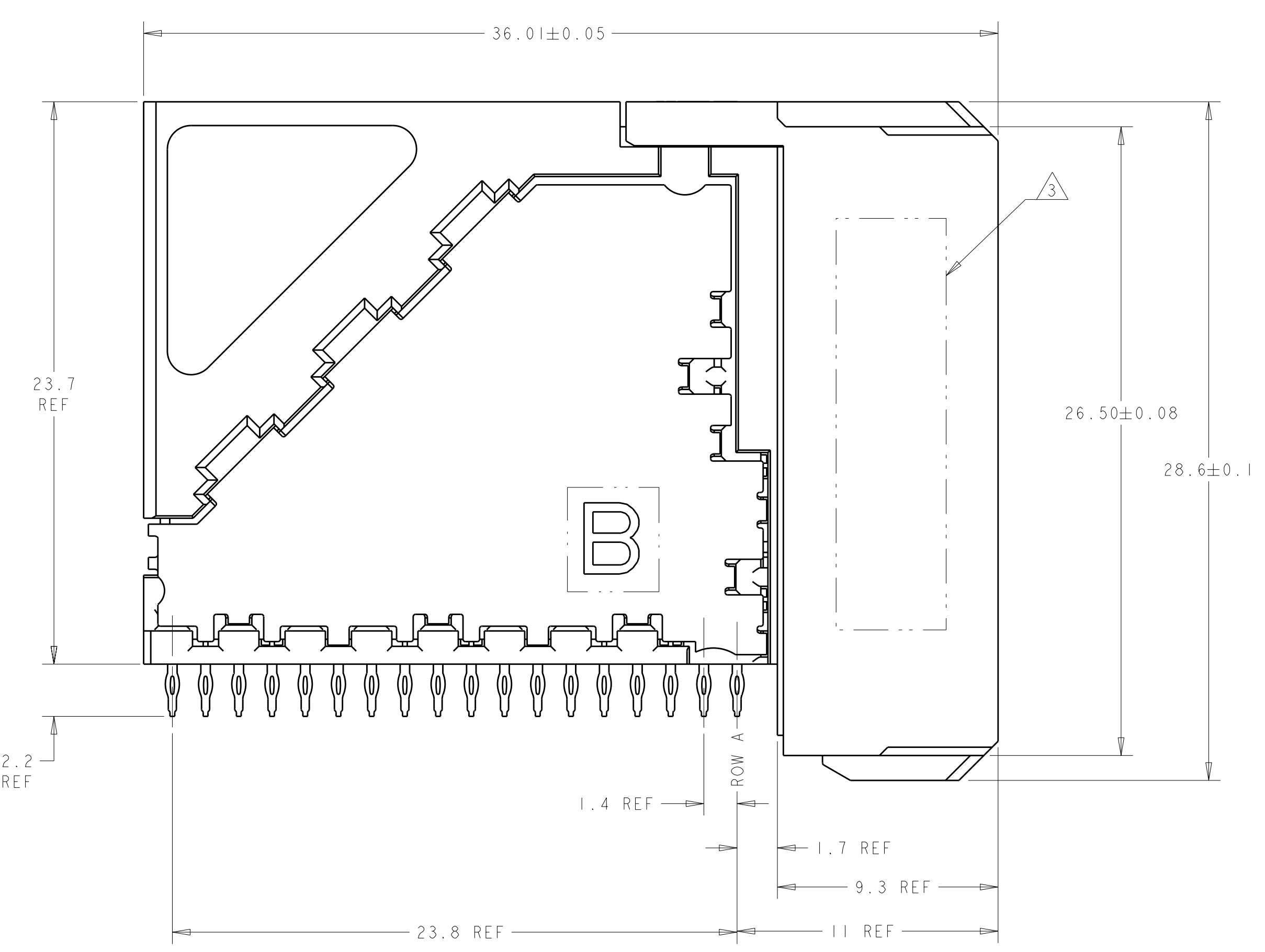
LOC	DIST	REV	DATE	BY	CHK	APPD
AD	00	1	07SEP2007	SJM	WSD	



○ = SIGNAL  
 ⊗ = GROUND  
 △ = RECOMMENDED PC BOARD LAYOUT  
 DAUGHTER BOARD  
 COMPONENT SIDE SHOWN  
 SCALE 6:1



- △ MATERIAL:  
CONTACT AND SHIELD - PHOS BRONZE  
HOUSING AND CHICKLET - LCP, UL 94V-0, COLOR - BLACK
- △ FINISH:  
CONTACT: MATING AREA - 0.76µm MIN GOLD OVER 1.27µm MIN NICKEL  
COMPLIANT PIN AREA - 0.5µm MIN MATTE TIN OVER 1.27µm MIN NICKEL  
SHIELD: 1.27µm MIN NICKEL
- △ CONNECTOR MARKED ON EITHER SIDE OF HOUSING WITH PART NUMBER, DATE CODE AND STANDARD IN APPROXIMATE AREA SHOWN.
- △ DIMENSION APPLIES TO CENTERLINE OF THRU HOLE.
- △ DATUMS AND BASIC DIMENSIONS ESTABLISHED BY CUSTOMER.
- 6. CONTACT AREA LUBRICATED WITH BELLCORE APPROVED LUBRICANT. TECHNICAL REFERENCE: GR-1217-CORE, ISSUE 1, NOVEMBER 1995.
- △ REFERENCE APPLICATION SPEC 114-13202 FOR RECOMMENDED PLATED THRU HOLE DIAMETER AND PLATING THICKNESSES.
- △ THE GROUNDS IN EACH COLUMN ARE COMMONED.



**PRELIMINARY - NOT  
RELEASED FOR PRODUCTION**

**THIS PRODUCT HAS NOT  
COMPLETED VALIDATION TESTING**

1934504-1  
PART NUMBER

DIMENSIONS: mm 		TOLERANCES UNLESS OTHERWISE SPECIFIED: 9 PLC ± 1 PLC ± 2 PLC ± 3 PLC ± 4 PLC ± ANGLES ±		DWN: S.J. MAGARO 07SEP2007 CHK: W. DAVIS 07SEP2007 APVD:		<b>tyco</b> Tyco Electronics Harrisburg, PA 17105-3608	
MATERIAL: △ FINISH: △		PRODUCT SPEC: APPLICATION SPEC:		NAME: RECEPTACLE ASSEMBLY, 6 PAIR, 8 COLUMN		SIZE: CAGE CODE: DRAWING NO: A   00779   C-1934504	
CUSTOMER DRAWING		WEIGHT:		RESTRICTED TO:		SCALE: 6:1   SHEET: 1   OF: 1   REV:	