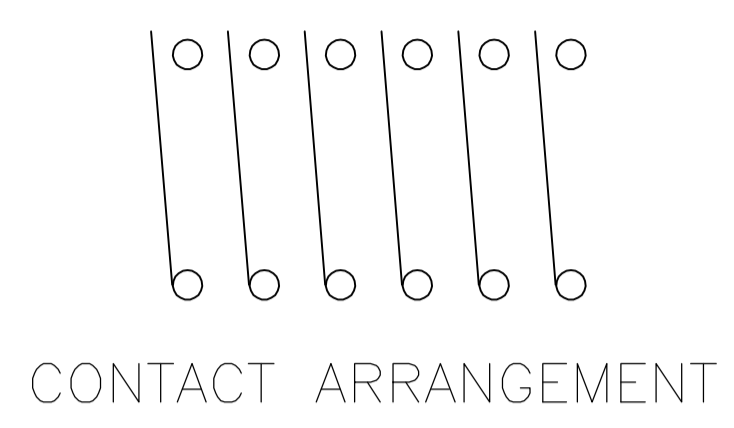
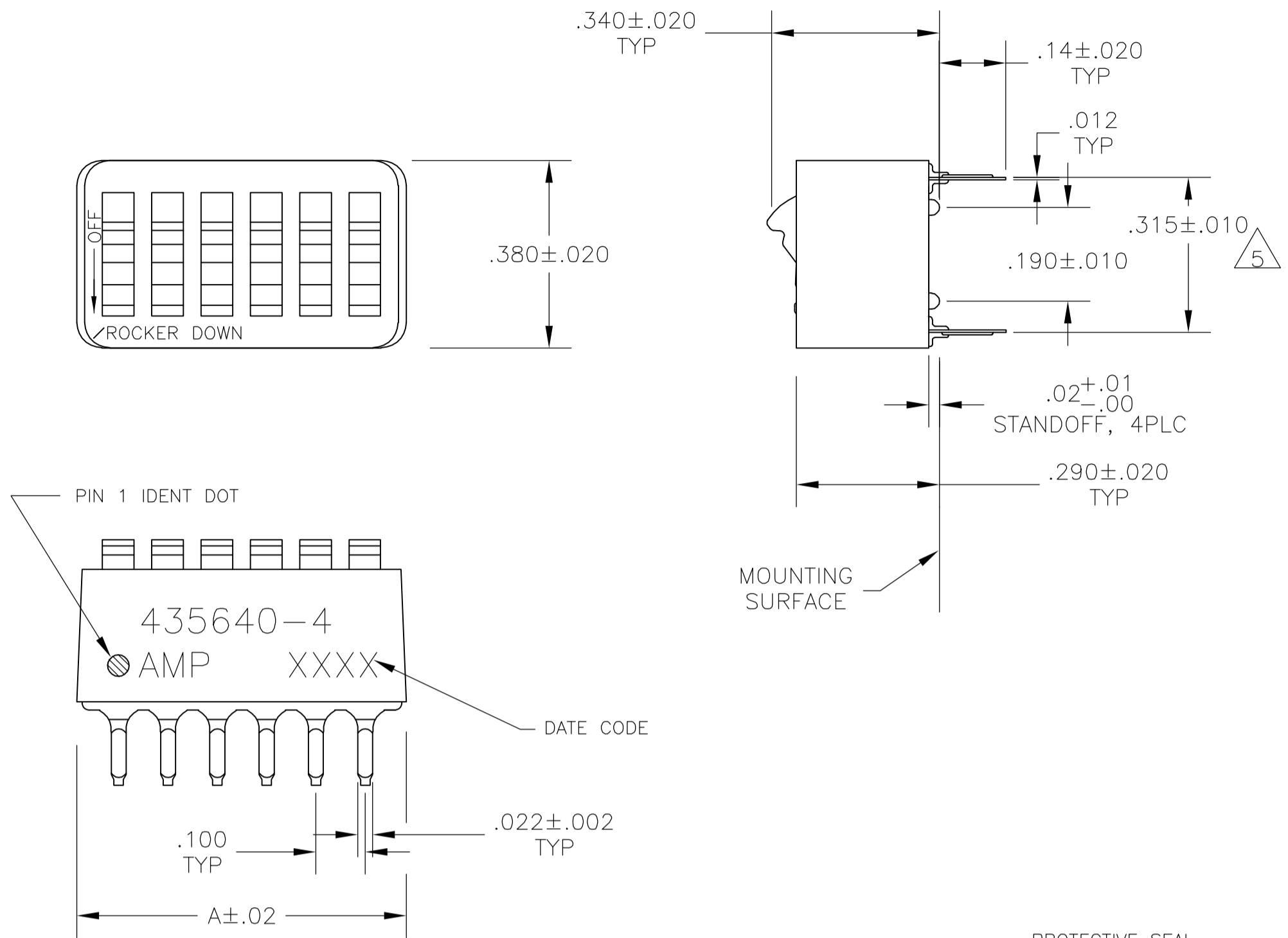


| LOC | | DIST | | REVISIONS | | | |
|-----|-----|--------------|---------|-----------|------|--|--|
| P | LTR | DESCRIPTION | DATE | OWN | APVD | | |
| A1 | | ECO-05-10251 | 28SEP05 | RB | MS | | |



- FOR ADDITIONAL SPECIFICATIONS SEE AMP PRODUCT SPEC 108-7532.
- SWITCH SHOWN IN OPEN POSITION.
- ALL CHARACTERS AND ROCKERS ARE WHITE, HOUSING IS BLUE.
- STAMPING WILL VARY ON 2 AND 3 POSITION SIDES DUE TO SPACE RESTRICTIONS.
- .315 DIMENSION APPLIES AT TERMINAL TIPS. +.010
TERMINALS ARE .300 - .000 AT MOUNTING SURFACE.
- STRIPPABLE TRANSPARENT SEAL, SEE FIG 1.
- STRIPPABLE TRANSPARENT SEAL, SEE FIG 1.
- MATERIAL: HOUSING & ROCKERS- POLYESTER
CONTACTS & SOLDER LEAD-COPPER ALLOY
- FINISH: CONTACTS- GOLD OVER NICKEL
SOLDER LEAD- TIN OVER NICKEL
- ALL MATERIALS AND FINISHES SHALL COMPLY WITH EU DIRECTIVE 2002 /95/EC OF 27JAN2003(ROHS).

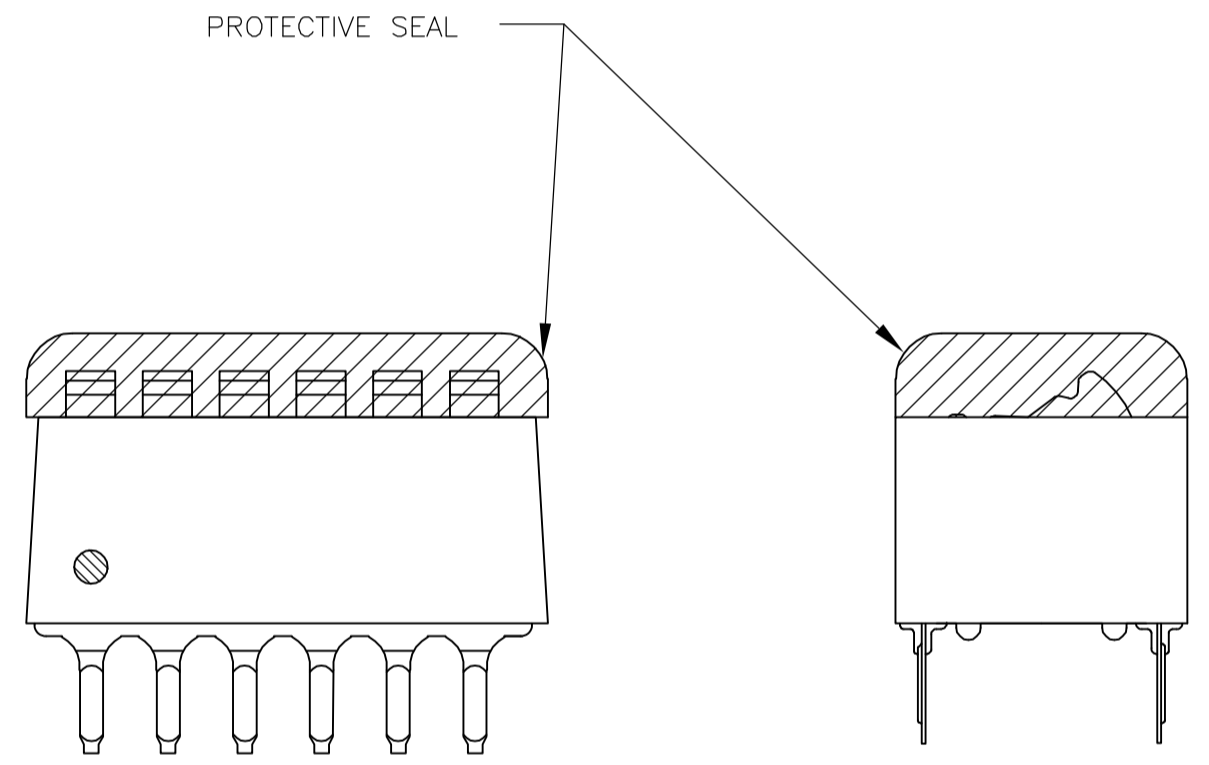


FIG 1

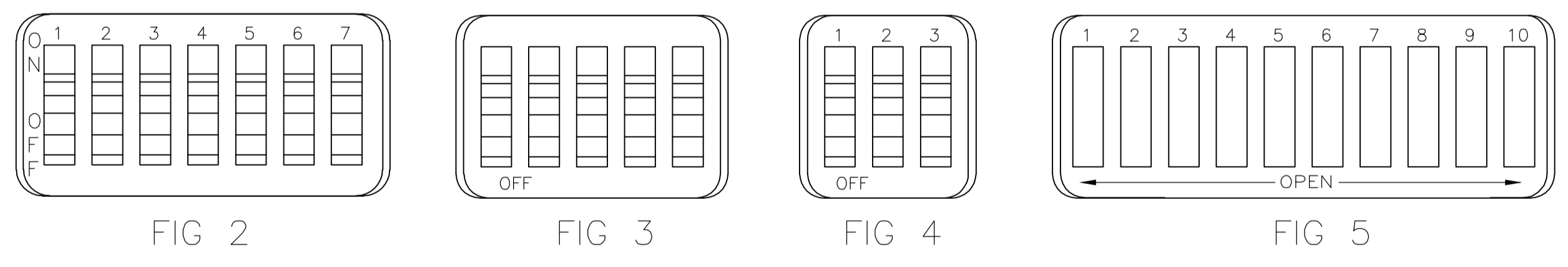


FIG 2

FIG 3

FIG 4

FIG 5

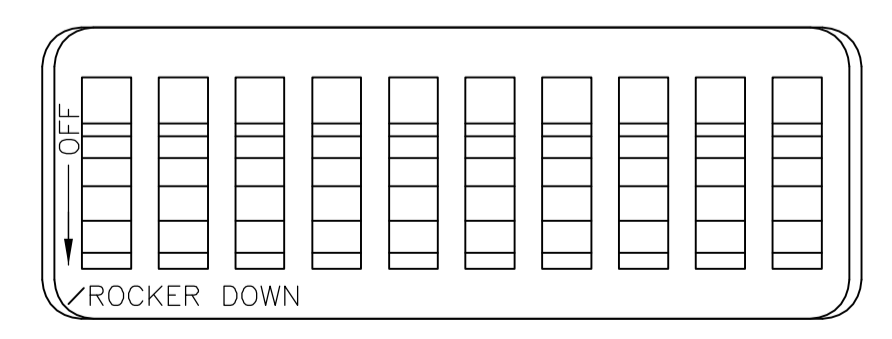


FIG 6

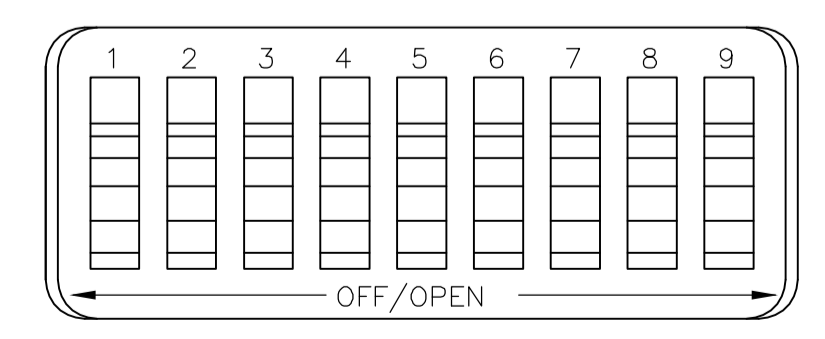


FIG 7

| FIG | INCHES | NO OF POSN | PART NO. |
|-------------|--------|------------|-------------|
| FIG 6 | 1.08 | 10 | 6-5435640-1 |
| FIG 7 | .58 | 5 | 6-5435640-0 |
| | .48 | 4 | 5-5435640-9 |
| | .88 | 8 | 5-5435640-8 |
| FIG 5 | .98 | 9 | 5-5435640-7 |
| | .68 | 6 | 5-5435640-6 |
| | .58 | 5 | 5-5435640-5 |
| FIG 2 | .48 | 4 | 5-5435640-4 |
| | .88 | 8 | 5-5435640-3 |
| FIG 3 | 1.08 | 10 | 5-5435640-1 |
| | .88 | 8 | 5-5435640-0 |
| | .58 | 5 | 4-5435640-9 |
| NONE | .88 | 8 | 4-5435640-8 |
| | 1.08 | 10 | 4-5435640-7 |
| AS SHOWN | 1.28 | 12 | 4-5435640-3 |
| | 1.08 | 10 | 4-5435640-1 |
| | .98 | 9 | 4-5435640-0 |
| | .88 | 8 | 3-5435640-9 |
| | .78 | 7 | 3-5435640-8 |
| | .68 | 6 | 3-5435640-7 |
| | .58 | 5 | 3-5435640-6 |
| | .48 | 4 | 3-5435640-5 |
| | 1.28 | 12 | 3-5435640-2 |
| | FIG 4 | .38 | 3 |
| .28 | | 2 | 2-5435640-9 |
| AS SHOWN | 1.08 | 10 | 5435640-7 |
| | .98 | 9 | 5435640-6 |
| | .88 | 8 | 5435640-5 |
| | .68 | 6 | 5435640-4 |
| | .58 | 5 | 5435640-3 |
| | .48 | 4 | 5435640-2 |
| | .78 | 7 | 5435640-1 |
| TOP MARKING | A | NO OF POSN | PART NO. |

THIS DRAWING IS A CONTROLLED DOCUMENT.

DMN: BSV 08JAN2005
 CHK: M SARVER 13SEP05
 APD: M SARVER 13SEP05

tyco Electronics
 Tyco Electronics Corporation
 Harrisburg, Pa 17105-3608

NAME: SWITCH ASSY, DIP, TYPE C, 7100 SERIES, SPST, STANDARD

PRODUCT SPEC: -
 APPLICATION SPEC: -
 SIZE: -
 CAGE CODE: A1
 DRAWING NO: 00779
 RESTRICTED TO: -

MATERIAL: -
 WEIGHT: -
 FINISH: -

CUSTOMER DRAWING
 SCALE: 4:1
 SHEET: 1 OF 1
 REV: A1