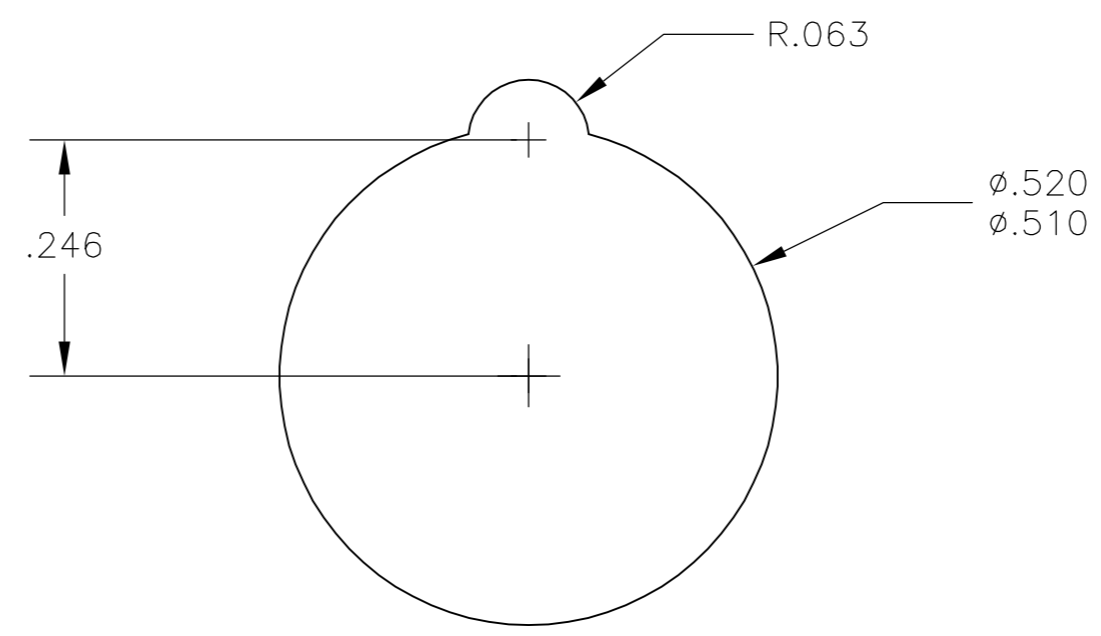


THIS DRAWING IS UNPUBLISHED. RELEASED FOR PUBLICATION
 © COPYRIGHT BY TYCO ELECTRONICS CORPORATION. ALL RIGHTS RESERVED.

LOC	DIST	REVISIONS			CO	DATE	DWN	APVD
DF	S0	P	LTR	DESCRIPTION				
		K		REV PER OG3D-0408-02		1904	JMK	DE



RECOMMENDED CUSTOMER BULKHEAD MOUNTING

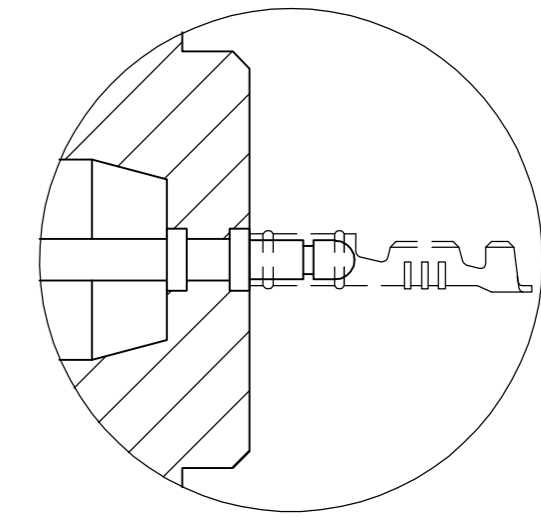


FIG. II

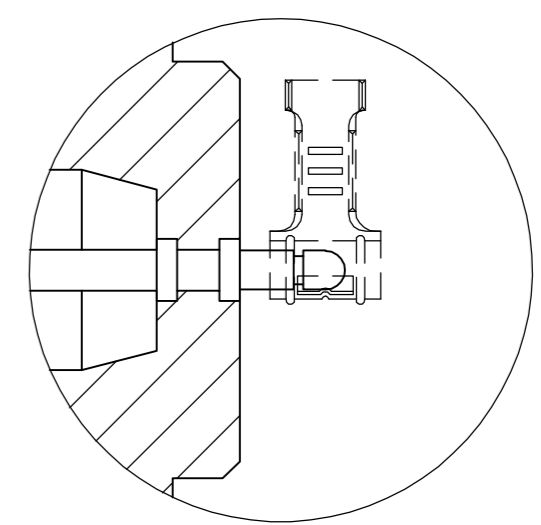


FIG. III

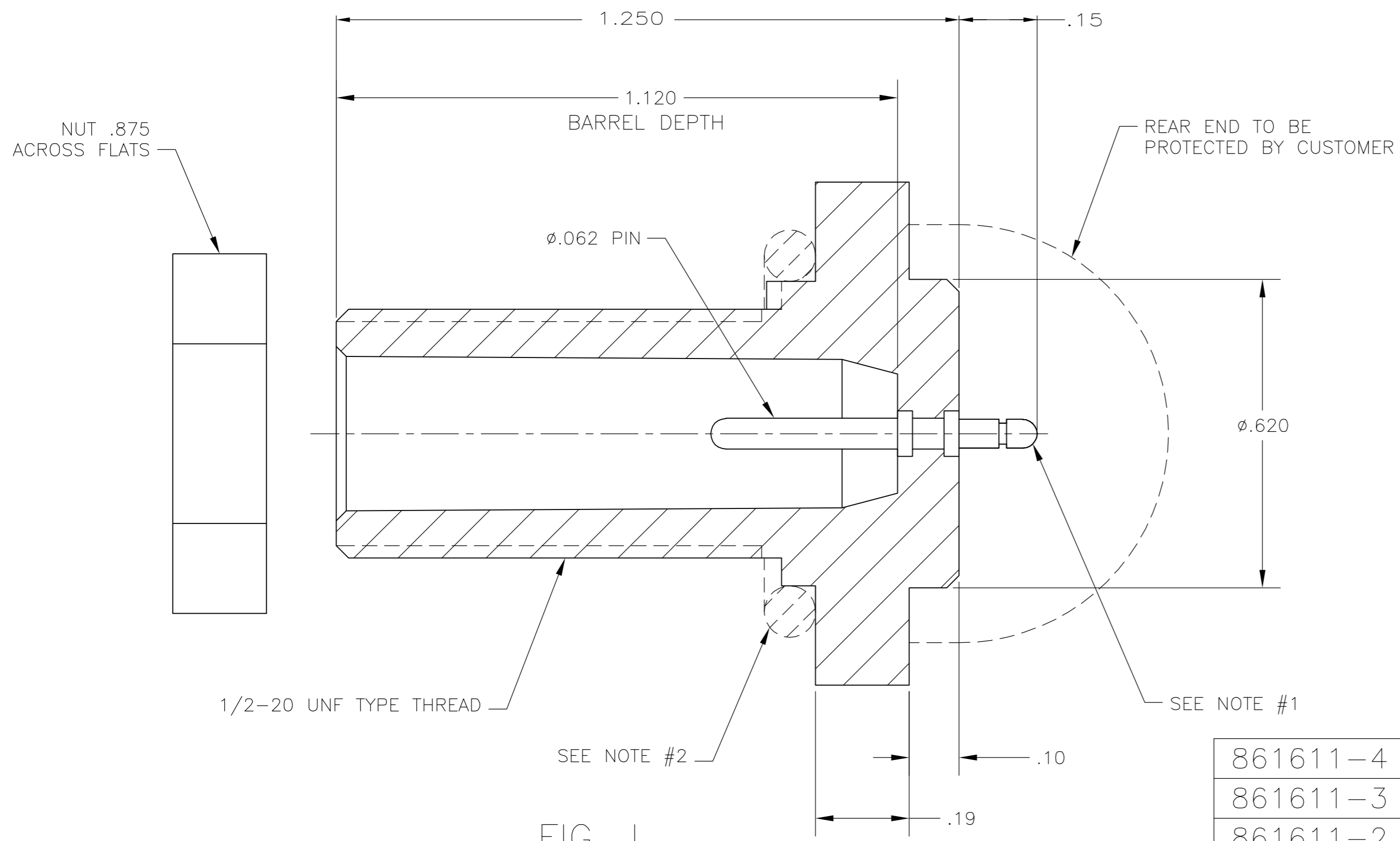


FIG. I

- NOTE:
- DO NOT SOLDER TO PIN: USE SNAP ON SOCKET ONLY.
 - RECOMMENDED "O"RING .612 I.D. X .103 WIDE WHEN REQUIRED (SUPPLIED BY CUSTOMER).
 - USE AMP CRIMP TOOL #90204-1.
 - NUT IS SUPPLIED WITH KIT BUT NOT ASSEMBLED.

861611-4	WITH GOLD PLATED STRAIGHT ON SOCKET	II
861611-3	AS SHOWN, WITH RIGHT ANGLE SOCKET	III
861611-2	AS SHOWN, WITH STRAIGHT ON SOCKET	II
861611-1	AS SHOWN, NO SOCKET	I
PART NO.	DESCRIPTION	FIG. NO.

THIS DRAWING IS A CONTROLLED DOCUMENT.		DWN	J. KAISER	1/12/04	Tyco Electronics Corporation Harrisburg, PA 17105-3608			
DIMENSIONS: INCHES		CHK	D. EABY		NAME			
TOLERANCES UNLESS OTHERWISE SPECIFIED:		APVD	D. EABY		PRODUCT SPEC			
0 PLC ± - 1 PLC ± - 2 PLC ± .01 3 PLC ± .005 4 PLC ± - ANGLES ± - FINISH		APPLICATION SPEC			SIZE	CAGE CODE	DRAWING NO	RESTRICTED TO
MATERIAL	POLYESTER	WEIGHT	-		A2	00779	C=861611	-
FINISH		BLACK		CUSTOMER DRAWING		SCALE	5:1	SHEET 1 OF 1
						REV	K	