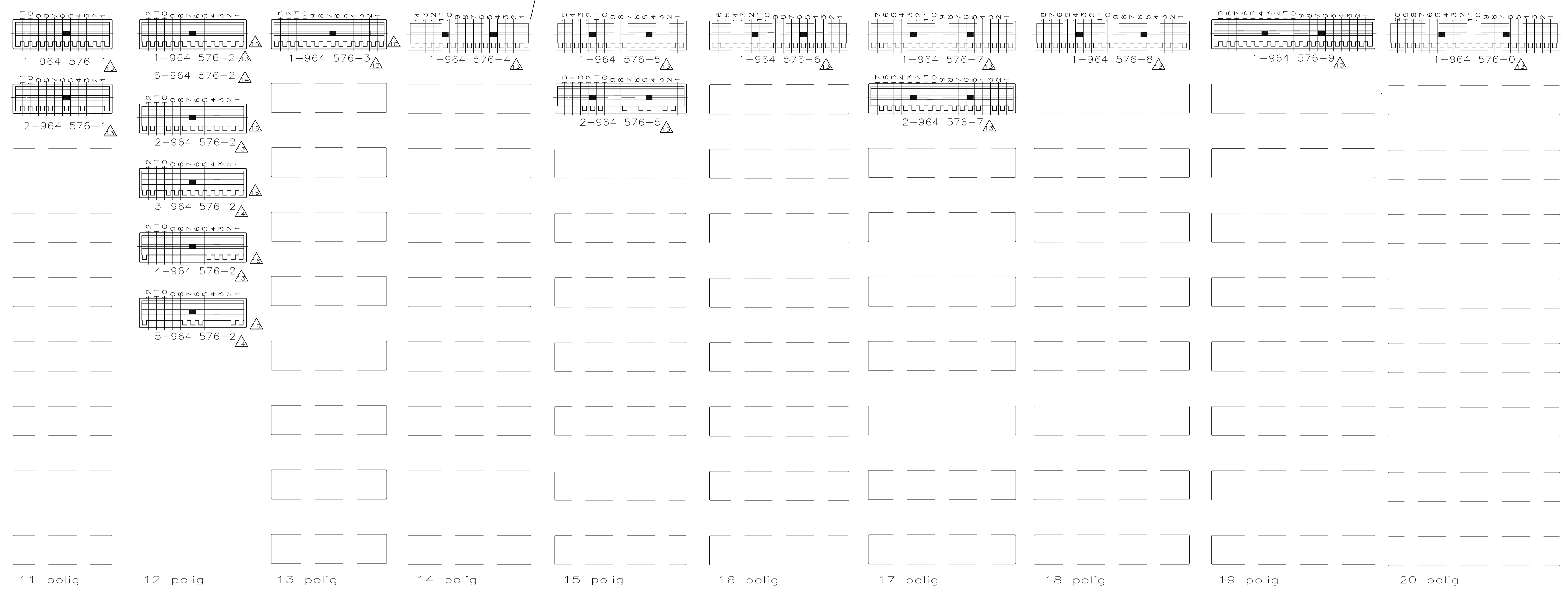
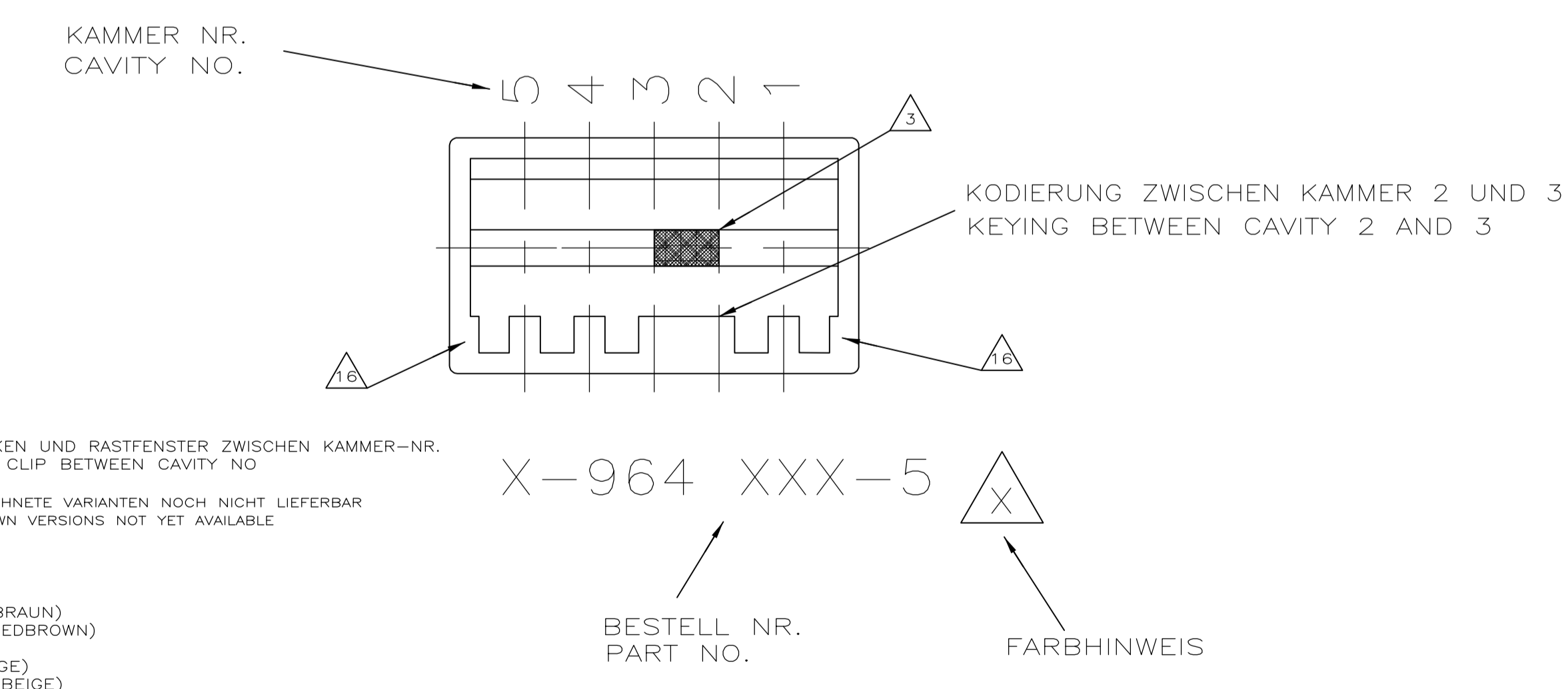


LOC		DIST		REVISIONS			
F	LTR	DESCRIPTION	DATE	DWN	APVD		
-	-	SEE SHEET 1 OF 2	-	-	-		

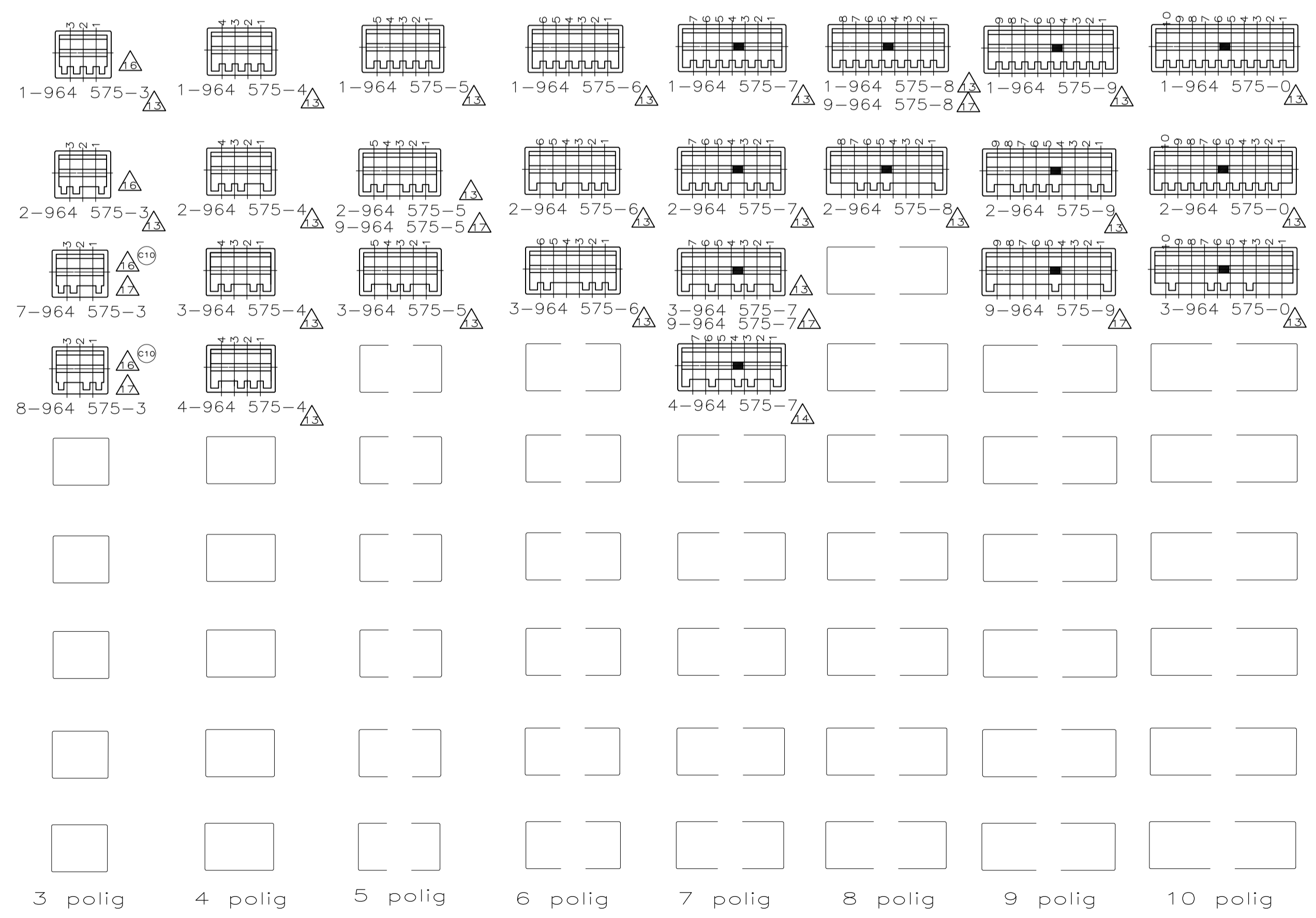


11 polig 12 polig 13 polig 14 polig 15 polig 16 polig 17 polig 18 polig 19 polig 20 polig

BEISPIEL:
EXAMPLE:



- 3 ZUSÄTZLICHE RASTHAKEN UND RASTFENSTER ZWISCHEN KAMMER-NR. ADDITIONAL LOCKING CLIP BETWEEN CAVITY NO.
- 12 MIT STRICHLINE GEZEICHNETE VARIANTEN NOCH NICHT LIEFERBAR WITH STROKE LINE DRAWN VERSIONS NOT YET AVAILABLE
- 13 FARBE: SCHWARZ COLOUR: BLACK
- 14 FARBE: NATUR (ROTBRAUN) COLOUR: NATURAL (REDBROWN)
- 15 FARBE: NATUR (BEIGE) COLOUR: NATURAL (BEIGE)
- 16 Außennuten eingeeengt, Varianten siehe Kodierungsbilder GROOVES ON OUTSIDE NARROWED, VERSIONS SEE KEYING SCETCHES



3 polig 4 polig 5 polig 6 polig 7 polig 8 polig 9 polig 10 polig

THIS DRAWING IS A CONTROLLED DOCUMENT.		DIN MASEK 05.04.93	Tyco Electronics DUETSCHLAND GmbH Langen, b.Ffm.
DIMENSIONS: mm		CHK BORMUTH 05.04.93	NAME: AMP DUOPLUS 2.5 SYSTEM PCB RAHMEN 3-20 POL. AMP DUOPLUS 2.5 SYSTEM PCB FRAME 3-20 POL.
TOLERANCES UNLESS OTHERWISE SPECIFIED: EQ. 2. R10		PRODUCT SPEC	APPLICATION SPEC
0 PLC ± -		SIZE	CAGE CODE
1 PLC ± -		WEIGHT	DRAWING NO.
2 PLC ± -		A1	00779
3 PLC ± -		©=964575	
4 PLC ± -		CUSTOMER DRAWING	
ANGLES ± 1°		SCALE	SHEET
MATERIAL SEE SHEET 1		10:1	2 OF 2
FINISH SEE SHEET 1		REV	C10