

Power Relay RM 8

- 2 pole 25 A, 2 CO contacts
- DC- or AC-coil
- Mechanical indicator
- Push-to-test button
- Chassis- or DIN-rail mount

Applications

Cleaning equipment, heating and cooling equipment



F0165-B

Approvals

VDE REG.-Nr. 40003144, **UL** us E214025
 Technical data of approved types on request

Contact data	RM8
Contact configuration	2 CO contacts
Contact set	single contact
Type of interruption	micro disconnection
Rated voltage / max. switching voltage AC	400 VAC
Rated current	25 A
Maximum breaking capacity AC	6000 VA
Limiting making capacity, max 20 ms	60 A
Contact material	AgCdO
Rated frequency of operation with / without load	16/100 min ⁻¹
Operate- / release time DC coil	max 15/10 ms
Bounce time DC coil NO / NC contact	max 4/6 ms

Contact ratings

Type	Contact	Load	Ambient temp. [°C]	Cycles
IEC 61810				
RM80	CO	25 A, 250 VAC, cosφ=1	35°C	10x10 ³
UL 508				
RM80	NO / NC	25 A, 240 VAC, 1 phase per pole, general purpose	40°C	6x10 ³
RM80	NO / NC	25 A, 415 VAC, resistive	50°C	10x10 ³

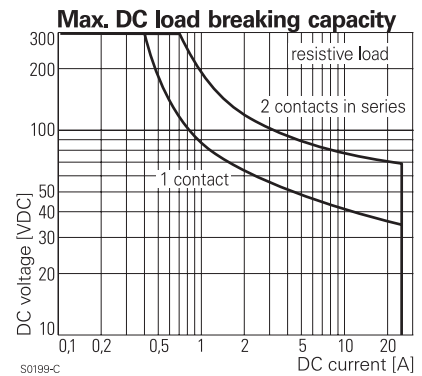
Coil data

Rated coil voltage range DC coil	6...220 VDC
AC coil	6...400 VAC
Operative range to IEC 61810	2

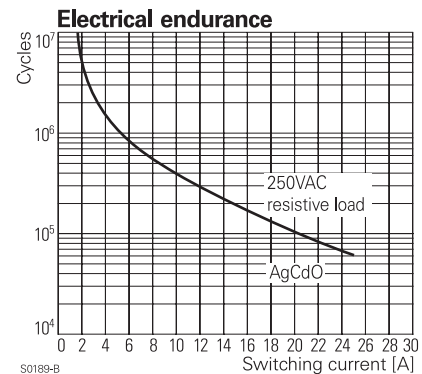
Coil versions, DC-coil

Coil code	Rated voltage VDC	Operate voltage VDC	Release voltage VDC	Coil resistance Ohm	Rated coil power W
STD LED PD* bipolar					
006 L06 OA6 LA6	6	4.5	0.6	32±10%	1.1
012 L12 OB2 LB2	12	9.0	1.2	110±10%	1.3
024 L24 OC4 LC4	24	18.0	2.4	475±10%	1.2
048 L48 OE8 LE8	48	36.0	4.8	2000±10%	1.2
060 L60 OG0 LG0	60	45.0	6.0	2850±10%	1.3
110 M10 1B0 MB0	110	82.5	11.0	10000±12%	1.2
221 N21 2C1 NC1	220	165.0	22.0	40000±15%	1.2

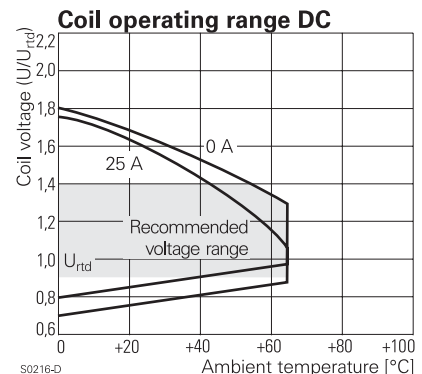
All figures are given for coil without preenergization, at ambient temperature +23°C
 *) Protection diode PD; standard polarity: +A1 / -A2



S0199-C



S0189-B



S0216-D

Power Relay RM 8 (Continued)

Coil versions, AC-coil 50 / 60 Hz

Coil code	Rated voltage	Operate voltage	Release voltage	Coil resistance	Rated coil power	
STD	LED	50 / 60 Hz	50 / 60 Hz	Ohm	50 / 60 Hz	
	VAC	VAC	VAC		VA	
506	R06	6	4.8 / 5.1	2.4	4.7±10%	2.86 / 2.36
512	R12	12	9.6 / 10.2	4.8	19.5±10%	2.71 / 2.27
524	R24	24	19.2 / 20.4	9.6	80±10%	2.62 / 2.00
548	R48	48	38.4 / 40.8	19.2	320±10%	2.60 / 2.17
560	R60	60	48.0 / 51.0	24.0	500±10%	2.62 / 2.20
615	S15	115	92.0 / 97.8	46.0	1850±10%	2.65 / 2.22
730	T30	230	184.0 / 195.5	92.0	7500±10%	2.69 / 2.26
900	V00	400	320.0/340.0	160.0	23500±15%	2.61 / 2.20

All figures are given for coil without preenergization, at ambient temperature +23°C

Insulation

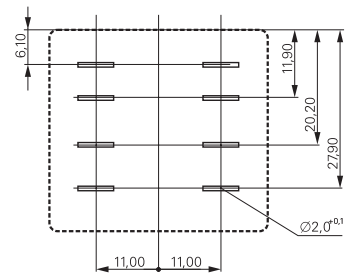
Dielectric strength coil-contact circuit	2500 V _{rms}
open contact circuit	1500 V _{rms}
adjacent contact circuits	4000 V _{rms}
Clearance / creepage coil-contact circuit	≥ 4/14.9 mm
adjacent contact circuits	≥ 15.3/15.3 mm
Material group of insulation parts	IIIa
Insulation to IEC 61810-1	
Type of insulation coil-contact circuit	basic
open contact circuit	micro disconnection
adjacent contact circuits	basic
Rated insulation voltage	250 V
Pollution degree	3
Rated voltage system	230 / 400 V
Overvoltage category	III

Other data

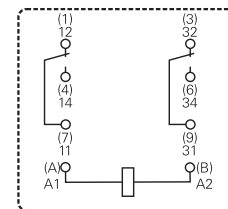
Mechanical endurance	10x10 ⁶ cycles
Material	RoHS - Directive 2002/95/EC compliant as per product date code 0415
Environment	
Ambient temperature range DC coil	-45...+65°C
AC coil	-45...+40°C
Vibration resistance (function) NO / NC contact	10/5 g, 30...150 Hz
Category of protection	RT1 - dust protected
Processing	
Relay weight	81 g
Packaging unit	10/25 pcs

Terminal assignment

Bottom view on pins



S0269-AG

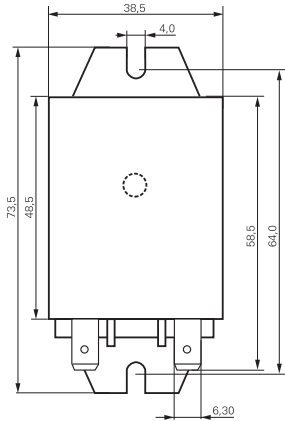


S0269-AD

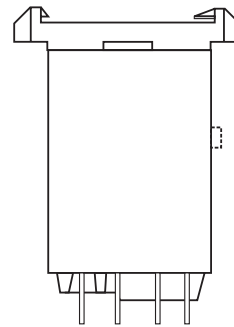
Power Relay RM 8 (Continued)

Dimensions

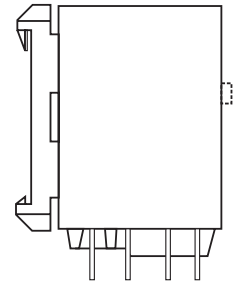
Cover with mounting brackets, 6.3 mm quick connect terminals



Cover with DIN-snap-on attachment
horizontal



vertical



S0298-BC

S0298-BD

S0298-BE

Product key

Typical product key

RM 8 0 9 024

Type

RM Power relay RM 8

Contact configuration

8 2 CO contacts (2 form C), 25 A

Version

0 AgCdO, without test button **3** AgCdO, with test button

Enclosure

- 5** cover with mounting brackets, 6.3 mm quick connect terminals
- 8** cover with DIN-snap-on attachment, horizontal, 6.3 mm quick connect terminals
- 9** cover with DIN-snap-on attachment, vertical, 6.3 mm quick connect terminals

Coil

Coil code: please refer to coil versions table, preferred types in bold print

Product key	Contacts	Version	Enclosure	Coil	Coil	Part number
RM805024	2 CO contacts 25 A	without test button	mounting brackets quick c. 6.3 mm	DC-coil	24 VDC	2-1393844-7
RM805524				AC-coil	24 VAC	2-1393147-9
RM805615					115 VAC	3-1393147-1
RM805730					230 VAC	3-1393147-3
RM808024			DIN-snap-on horizontal	DC-coil	24 VDC	2-1393844-9
RM808524				AC-coil	24 VAC	3-1393147-7
RM808730					230 VAC	5-1393149-7
RM809024			DIN-snap-on vertical	DC-coil	24 VDC	5-1393149-8
RM809615				AC-coil	115 VAC	3-1393147-8
RM809730					230 VAC	3-1393147-9
RM835024		with test button	mounting brackets quick c. 6.3 mm	DC-coil	24 VDC	4-1393147-1
RM835524				AC-coil	24 VAC	4-1393147-3
RM835615					115 VAC	4-1393147-4
RM835730					230 VAC	4-1393147-6
RM838024			DIN-snap-on horizontal	DC-coil	24 VDC	4-1393147-8
RM838524				AC-coil	24 VAC	5-1393147-0
RM838730					230 VAC	5-1393147-1
RM839024			DIN-snap-on vertical	DC-coil	24 VDC	5-1393147-4
RM839524				AC-coil	24 VAC	5-1393147-5
RM839730					230 VAC	5-1393147-6