

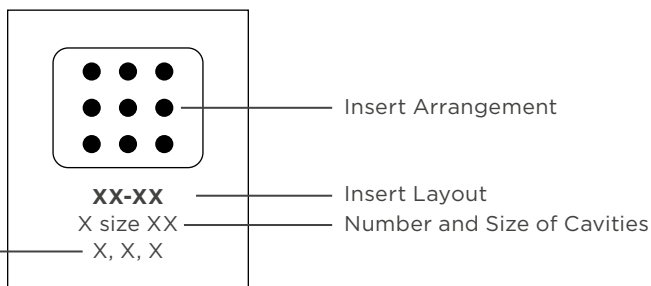
**Configurations**

Wire Seal Options


**N** = Normal wire seals (green ring)

**T** = Thin wall wire seals (gray ring)


**E** = Extra thin wall wire seals (blue ring)




**18 Shell Size Configurations**




**18-6**  
2 size 4,  
4 size 16  
**N, E**



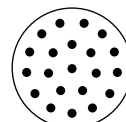
**18-8**  
8 size 12  
**N, E**



**18-14**  
14 size 16  
**N, T, E**




**18-20**  
2 size 16,  
18 size 20  
**N, E**




**18-21**  
21 size 20  
**N**


**24 Shell Size Configurations**




**24-7 (-C038 only)**  
3 size 4+,  
4 size 16  
**N**




**24-9**  
1 size 4, 2 size 8,  
6 size 12  
**N, E**




**24-14**  
1 size 4, 1 size 12,  
12 size 16  
**N, E**




**24-16**  
16 size 12  
**N, E**




**24-18**  
1 size 8, 3 size 12,  
14 size 16  
**N, E**




**24-19**  
6 size 12,  
13 size 16  
**N, E**




**24-21**  
4 size 12,  
17 size 16  
**N, E**




**24-23**  
23 size 16  
**N, T, E**




**24-29**  
4 size 12, 19 size 16,  
6 size 20  
**E\***




**24-31**  
31 size 16  
**T\*, E\***




**24-19**  
6 size 12,  
13 size 16  
**N, E**




**24-21**  
4 size 12,  
17 size 16  
**N, E**



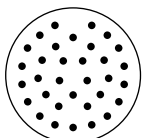
**24-23**  
23 size 16  
**N, T, E**



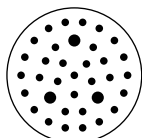
**24-29**  
4 size 12, 19 size 16,  
6 size 20  
**E\***




**24-31**  
31 size 16  
**T\*, E\***




**24-33**  
33 size 20  
**N**



**24-35**  
3 size 16,  
32 size 20  
**N, E**



**24-47**  
5 size 16,  
42 size 20  
**E\***



**24-91-P064\*\*\***  
2 size 8, 2 size 12,  
5 size 16  
**N, E**

\* Requires size 4 contact part numbers, 5960-203-04\*\* (pin) and 5962-203-4\*\* (socket)

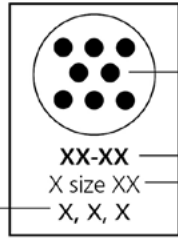
\* Modified seal, see drawing

\*\*\* Without P064 modification, plug cavities 4 and 5 are internally connected

Configurations

Wire Seal Options

- N** = Normal wire seals (green ring)
- T** = Thin wall wire seals (gray ring)
- E** = Extra thin wall wire seals (blue ring)



Insert Arrangement

Shell Size - Configuration


Number and Size of Cavities

XX-XX  
X size XX  
X, X, X


18 Shell Size Configurations




**18-6**  
2 size 4 & 4 size 16  
**N, E**



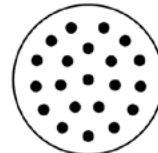
**18-8**  
8 size 12  
**N, E**



**18-14**  
14 size 16  
**N, T, E**



**18-20**  
2 size 16 & 18 size 20  
**N, E**




**18-21**  
21 size 20  
**N**


24 Shell Size Configurations




**24-7(-C038 only)**  
3 size 4† & 4 size 16  
**N**




**24-9**  
1 size 4, 2 size 8  
& 6 size 12  
**N, E**




**24-14**  
1 size 4, 1 size 12  
& 12 size 16  
**N, E**




**24-16**  
16 size 12  
**N, E**




**24-18**  
1 size 8, 3 size 12  
& 14 size 16  
**N, E**




**24-19**  
6 size 12  
& 13 size 16  
**N, E**



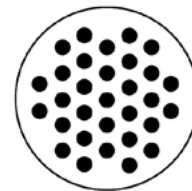
**24-21**  
4 size 12  
& 17 size 16  
**N, E**




**24-23**  
23 size 16  
**N, T, E**



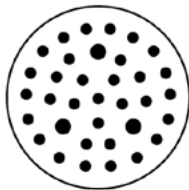
**24-29**  
4 size 12, 19 size 16  
& 6 size 20  
**E\***



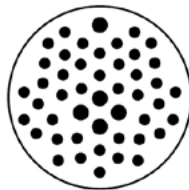
**24-31**  
31 size 16  
**T\*, E\***




**24-33**  
33 size 20  
**N**



**24-35**  
3 size 16 & 32 size 20  
**N, E**



**24-47**  
5 size 16 & 42 size 20  
**E\***



**24-91-P064†**  
2 size 8, 2 size 12  
& 5 size 16  
**N, E**

†Requires size 4 contact part numbers, 5960-203-04\*\* (pin) and 5962-203-04\*\* (socket)

\*Modified seal, see drawing

‡Without P064 modification, plug cavities 4 and 5 are internally connected